

150mm

setting the new standard in high performance
high steam bathroom
& kitchen
air extraction



Quiet fans range
now includes



NEW HUMIDITY
MODELS

150mm High Steam Bathroom & Kitchen Through Wall Fan Kits and Wall/Ceiling Mount Fans

For best results, Simx recommend this product for high steam bathrooms and kitchens.

In kitchen installations, do not install the fan kit, or fan, laterally, any closer than 2m from the cooktop. Visit our website for information on Cucina kitchen fans, with a washable metal grease filter, which are especially designed for closer installation.

Once installed, following the instructions supplied, these through wall fan kits and wall/ceiling mount fans meet the Healthy Homes Standard for bathroom or kitchen installation in a rental property.

This product will also comply with the G4 Building Code for bathrooms and kitchens.

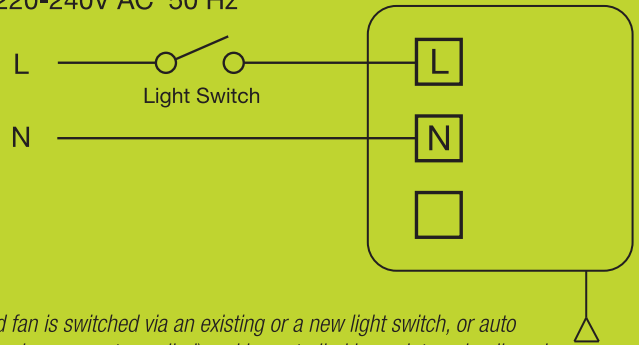


Type	Standard Switching	Timer Switching	Humidity Control
Through Wall Fan Kits	FAN7190	FAN7191	FAN7192
Wall/Ceiling Mount Fans	FAN7183	FAN7184	FAN7185



WIRING DIAGRAM

220-240V AC 50 Hz



The single speed fan is switched via an existing or a new light switch, or auto sensor, (switch and sensor not supplied) and is controlled by an internal pull cord.

The humidity control models come with an advanced in-built humidity controller.

TECHNICAL SPECIFICATIONS

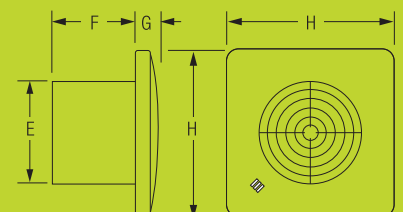
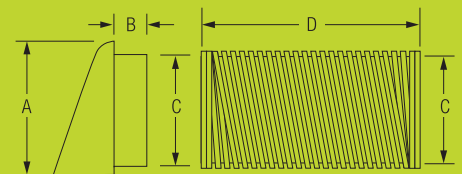
Fan Type	Max. Fan Watts (W)	Max. Fan Pressure (Pa)	Free Air Fan Performance		Specific Fan Power (W/l/s)	Sound dB(A)	IP Rating	Model	Switching	Product Code
			(l/s)	(m ³ /hr)						
Axial	22	138	114	410	0.19	41	IPX4	Fan Kit	Standard	FAN7190
									Timer	FAN7191
									Humidity Control	FAN7192
								Fan	Standard	FAN7183
									Timer	FAN7184
									Humidity Control	FAN7185

HUMIDITY CONTROL

An integral humidity controller automatically switches the fan ON when it senses a significant rapid rise in humidity that may have been triggered by a shower/bath event. The fan will stop immediately if the event is not confirmed. If the event is confirmed, then either the preset top speed, or a lower speed, will be determined as the better option for clearing the humidity created by the shower/bath event and the fan will ramp up to, and run at, that speed. After sensing that the shower/bath event has ended, the fan will continue running for a period of time, as determined by the humidity controller, as needed to clear the room of any residual humidity.

DIMENSIONS (mm)

Duct	A	B	C	D	E	F	G	H
150	170	30	150	375	146	111	30.5	227



E6337

Complies with AS/NZS Standards
Specifications are subject to change without notice.

Distributed by Simx Limited

PO Box 14347, Panmure, Auckland 1741, New Zealand

p +9 259 1660 | e enquiry@manrose.co.nz | w www.manrose.co.nz

PUB1605 2109